



X-43

Year 2004



DIAMOND Yachts, Yachtzentrum Baltic Bay
Börn 17 | 24235 Laboe

X-43


SOLD
Boat sold.

Main Info

Model	X-43
Manufacturer	X-Yachts (DK)
Designer	Niels Jeppesen
Category	Performance cruiser
Year	2004
Location	Baltic Bay-Marina/Laboe
Flag	Germany
VAT status	EU-VAT paid
Material	GRP
Rig	Sloop
Cabins	3
Berths	8

Dimensions & Material

LOA	12.93 m
LWL	11.45 m
Beam	3.97 m
Draft	2.20 m
Displacement	8.6 t
Sail area	107 m ²
Engine	VOLVO PENTA D2-55
Power	55 PS/40 KW
Drive	Saildrive mit Faltpropeller
Fresh water	280 L
Fuel	130 L
Holding tank	56 L

Key Facts

- X-43 in "Classic Layout" (L-shaped galley)
- Excellent performance
- Elegant lines, clear decks
- Retractable bowthruster
- Teakdeck all over
- Blue hull

Description

Wellkept and fully equipped performance-cruiser built by the Danish yard X-Yachts. The X-43 is an eye-catcher with her low coachhouse profile, elegant, sleek lines and an uncluttered deck. Design: Niels Jeppesen. Very stiff and torsion-free structure with strong back in galvanized steel to accommodate the loads of keel, mast and shrouds. Blue hull with white decoration. 3 cabin layout with teak interior and "Classic Layout" (L-shaped galley to starboard aft and longitudinal sofas at saloon table). Teakdeck all over, retractable bow thruster and complete RAYMARINE navigation electronics incl. two plotters, radar and AIS. Smart owner's yacht that went through a yard refit at X-Yachts in 2012 (bottom paint completely rebuilt, new electronics, new upholstery, new canvases, new running rigging, new stove, new foam mattresses in master cabin, new radio). Every year in indoor winter storage and continuous technical maintenance.

Rigging/Sails

The X-43 is rigged with a keel stepped, 9/10 fractional SPARCRAFT performance mast with three sets of aft swept spreaders. Standing rigging in rod, hydraulic backstay adjuster NAVTEC with hydraulic panel in cockpit, carbon fiber spinnaker pole, 3 color top light, genoa furler PROFURL with drum below decks. Sails: full batten mainsail NORTH-Sails Dynema Sandwich SRP 75 approx. 53 m² (new 2012) with 2 reefs on ROSTAN ball bearing sliders with lazy jacks, furling genoa III 106% NORTH-Sails Dynema sandwich SRP 75 approx. 42 m² (new 2012) with UV-protection, gennaker HOOD with snuffer and gennaker gear, spinnaker NORTH-Sails 0.75 oz. approx. 130 m², 2. spinnaker NORTH-Sails 0.6 oz.

Deck

Teak on running decks, coachhouse roof, swim platform and in cockpit, electric anchor windlass 1000 W below decks with stainless steel anchor and 50 m anchor chain 8 mm, electric primary winches ANDERSEN 52.2STE, halyard winches ANDERSEN 46.2ST, German mainsheet system with mainsheet winches ANDERSEN 46.2ST, sprayhood and cockpit seat (both new 2012), removable teak cockpit table, gas springs for deck locker hatches, stainless steel rubbing strake on hull, gates in lifelines to starboard and port, folding NOMEN spring cleats, swim ladder, deck shower hot/cold, bow ladder.

Layout/Interior

X-43 in "Classic Layout" with L-shaped galley to starboard aft with gas stove (2 burners and oven) with electric gas remote switch, double sink and electrical coolbox. Saloon with longitudinal sofas on a large folding saloon table and forward facing chart table to port aft. Spacious owner's cabin forward with wide double berth, seat, large locker and owner's heads, two symmetrical aft cabins with double berth, additional pullman berth on hull side and locker. Second heads compartment to port aft. Traditional, well fitted interior in teak.

Technical Equipment

VOLVO PENTA D2-55 4 cylinder inboard diesel 55 hp/40 kw (engine upgrade) with dual-circuit cooling, Saildrive and 3-bladed folding propeller Flex-o-Fold. Retractable bowthruster MAXPOWER, 230 V shore power connection with 230 V sockets in ship, battery charger MASTERVOLT 12 V/25 A, 2 x service battery 12 V/120 Ah, starter battery 12 V/55 Ah, diesel heating EBERSPÄCHER D5L, hot water system ARDIC, LED navigation lights, holding tank approx. 56 l in forward heads compartment with deck connection and sea-discharge.

Navigation / Electronics

Instruments: RAYMARINE ST60 Log, ST60 Depth sounder, ST60 Wind, ST60 Multi, 2 x RAYMARINE ST60 MaxiView jumbo-displays in stainless steel bracket on mast, GPS/chartplotter RAYMARINE E7 7" (new 2012) in stainless steel console at helm station, 2. chartplotter RAYMARINE e125 12" at charttable (new 2014), radar antenna RAYMARINE in mast (new 2014), AIS-transponder (new 2014), autopilot RAYMARINE SPX30 (new 2012) with gyro-sensor, JFEA drive and wireless remote control, VHF RAYMARINE Ray240E dual (new 2012), compass, R[&]R combi-antenna Delta 1000S, radio/CD-player with USB port, two speakers in saloon and two cockpit speakers.

Brokerage Liability Disclaimer

All information especially regarding the VAT-status of a yacht has been supplied by third parties. It is non-binding and without guarantee, subject to error and alteration. Our brokerage relies exclusively on information supplied by the vendor carefully compiled and checked by us to the best of our knowledge. Hence, a liability for correctness and completeness of provided information cannot be assumed.

Liferaft 6 pers. in bag (new 2014), lifesling, rescue buoy, manual and electric bilge pump, fire extinguishers

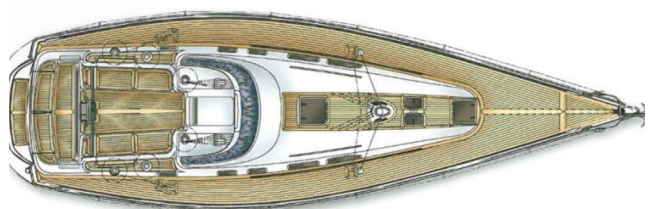
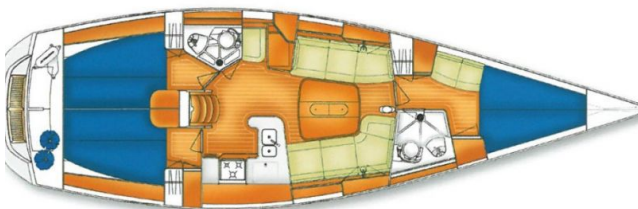

IMAGES



IMAGES



IMAGES



IMAGES

