



MOODY DS 45E

Year 2010



DIAMOND Yachts, Yachtzentrum Baltic Bay
Börn 17 | 24235 Laboe

MOODY DS 45E



Main Info

Model	Moody DS 45e
Manufacturer	Hanse yachts AG (GER)
Designer	Bill Dixon
Category	Decksaloon yacht
Year	2010
Location	Laboe/Ostsee
Flag	Luxembourg
VAT status	EU-VAT paid
Material	GRP
Rig	Sloop with furling mast
Cabins	2
Berths	4

Dimensions & Material

LOA	13.72 m
LWL	12.93 m
Beam	4.57 m
Draft	2.04 m
Displacement	16 t
Sail area	101 m ²
Engine	YANMAR 4JH4-HTE
Power	110 PS/81 KW
Drive	Shaft with folding propeller
Fresh water	690 L
Fuel	640 L
Holding tank	60 L

Key Facts

- Bright decksaloon with 360° panorama.
- "Moody One Level Living-concept".
- 2 cabins and utility room to port.
- Electric furling mast.
- Bow thruster and stern thruster.
- Mahogany interior.
- Electric winches.
- Hull in Epoxy.

Description

Luxurious, comfortable deck saloon cruiser built by Moody Boats/Hanse yachts in Greifswald. With her distinctive design, the characteristic deck house profile and the "Moody One Level Living concept", the Moody DS 45 was miles ahead of her competition when she was introduced in 2006. The innovative deck layout with decksaloon and cockpit merging into one generous living space and a 360° panorama through large front and side windows and the sliding door aft create a level of comfort that normally can only be found on big motor yachts or multihulls. The Moody DS 45 features a modern hull with wide stern and vertical bow, efficient appendices and a high, powerful rig. She offers outstanding performance unusual for such a spacious and comfortable cruising yacht. This Moody DS 45e is a private yacht that has sailed exclusively on the Baltic Sea. She is offered by her first owner. White painted hull with grey waterline, mahogany interior and 2 cabin layout with two heads and utility room instead of port lateral cabin (Moody DS 45 layout: A1/B3/C1/D1). The hull is built in epoxy, which makes it stiff, light and resistant against osmosis. Complete specification including retractable bow and stern thruster, electric furling mast, electric winches, diesel heating and solar panels. Comprehensive SIMRAD navigation with two plotters, radar, AIS etc. Every year in indoor winter storage and continuous professional technical maintenance.

Rigging/Sails

- Deck-stepped, 9/10 fractional, electric SELDEN furling mast
- Two sets of aft-swept spreaders
- FURLEX 300TD genoa furling system with drum below decks
- Self-tacking jib track
- LEWMAR genoa tracks with sheet cars on coaming
- Blocks, tracks and deck gear by LEWMAR and SPINLOCK halyard locks
- Furling mainsail UK-Sailmakers TapeDrive Silver Double Taffetta approx. 60 m² (new 2014) with continuous vertical battens
- Self-tacking jib UK-Sailmakers TapeDrive Silver Double Taffetta approx. 36 m² (new 2014) with UV-protection and vertical battens

Deck

- Teak deck on side decks, swim platform and in cockpit
- Large, folding swim platform
- Spacious lazarette below aft deck
- Swim ladder
- Cockpit shower
- Cockpit lighting in bimini struts
- All-round railing made of welded stainless steel tube
- Folding side exits in coaming to starboard and port
- Teak rubbing strake on hull sides
- Electric winches LEWMAR 54EST
- Two steering pedestals with handrail and stainless steel steering wheels
- Folding stainless steel anchor fitting with gas spring (anchor gear and fitting disappear completely in anchor locker)
- Electric anchor windlass LEWMAR 1.000 W below decks
- Mooring gear: LEWMAR Delta-anchor 25 kg with 75 m stainless steel anchor chain 10 mm
- Retractable bimini (colour: light grey)
- Retractable mooring cleats and spring cleats
- Large cockpit table with GRP base, folding teak wings and storage compartment
- Very spacious cockpit lockers to starboard and port
- Stern anchor: Stainless steel strap anchor with folding bracket at stern

Layout/Interior

- Bright and spacious deck saloon with large front and side windows and sliding door to cockpit
- OCEANAIR blinds in side windows and curtain for sliding door
- L-shaped sofa to starboard and two sliding stools at folding saloon table
- Leather saloon upholstery (colour: "Ivory")
- Forward facing chart table with navigator's seat to port
- L-shaped galley to port aft
 - CORIAN worktop
 - Double sink
 - Gas hob (3 burners and oven)
 - Electric remote switch for gas valve
 - Large electric cool box
 - Waste bin
- Forward owner's cabin with island double berth (slatted frames below mattresses), long, central window strip in ceiling, hull windows and plenty of storage space in lockers, drawers and storage compartments
- Owner's heads compartment to port with sink, electric toilet and separate shower
- Starboard guest cabin with two single berths (can be joined to form a double berth), locker, storage compartments and hull window
- Multifunctional utility room to port with storage space, locker, washer-dryer and additional refrigerator
- Second heads compartment to starboard
- Interior in mahogany with light-coloured floorboards in "New Zealand Acacia style"
- Red night lights in interior
- Six hull windows

Technical Equipment

- YANMAR 4JH4-HTE 4-cylinder turbo diesel 110 hp/81 KW (new engine in 2012)
- Engine hours (as of December 2023): 104 h
- Shaft drive with laminated shaft bracket and 3-blade folding propeller Flex-o-Fold
- 2 x stainless steel diesel tank approx. 320 l
- Electronic engine control with throttle at both helm stations (the third throttle at the chart table is out of function)
- Large engine compartment below deck saloon floor with good service access
- Additional alternator 12 V/120 A
- Retractable bow thruster MAXPOWER with separate AGM battery
- Retractable stern thruster MAXPOWER with separate AGM battery
- 230 V shore power connection with charging cable
- 230 V sockets in the boat
- Combined battery charger and inverter VICTRON MultiPlus 12 V/120 A/3.000 W
- 4 x gel service battery 12 V/160 Ah
- AGM starter battery 12 V/95 Ah
- Four solar panels installed on deck saloon roof
- 2 x diesel heater EBERSPÄCHER Airtronic D4+ with outlets in deck saloon, all cabins and both heads compartments
- Washer-dryer 230 V (toploader)
- Hot water boiler 40 l
- Electric toilet in owner's heads
- 2 x holding tank approx. 30 l with deck connection and sea discharge
- LED navigation lights
- Dimmer for saloon lighting

Navigation/Electronics

- 2 x instrument display SIMRAD IS20
- Analogue wind display SIMRAD IS20
- Transducers for log, echo sounder and wind
- Compass at both helm stations
- Autopilot SIMRAD AC42 with gyro sensor RX42 and three control panels (2 x AP28, 1 x AP24)
- 12" multifunction display SIMRAD NSE12 in rotating console on cockpit table
- 8" multifunction display SIMRAD NSE8 at chart table
- Radar antenna SIMRAD on mast
- AIS class B-transponder NAIS300
- VHF-radio SIMRAD RS82 DSC with second station in cockpit
- Radio/CD/DVD-player JVC with two loudspeakers in saloon and two cockpit speakers

Safety

- Life raft in container below helmsman's seat (needs service)
- Lifesling
- Fire extinguisher
- Manual and electric bilge pump

Accessoires

- Canvas covers for steering pedestals
- Sun protection cover for deck saloon windows
- Cockpit cushions and cushions for helm seats
- Fenders
- Mooring lines

Brokerage Liability Disclaimer

All information especially regarding the VAT-status of a yacht has been supplied by third parties. It is non-binding and without guarantee, subject to error and alteration. Our brokerage relies exclusively on information supplied by the vendor carefully compiled and checked by us to the best of our knowledge. Hence, a liability for correctness and completeness of provided information cannot be assumed.

IMAGES



IMAGES



IMAGES





IMAGES






IMAGES



IMAGES



IMAGES



IMAGES

