



HANSE 375

Year 2010



DIAMOND

DIAMOND Yachts, Yachtzentrum Baltic Bay
Börn 17 | 24235 Laboe

HANSE 375



Boat sold.

Main Info

Model	Hanse 375
Manufacturer	Hanse yachts AG (GER)
Designer	judel/vrolijk & co.
Category	Sailing yacht
Year	2010
Location	Elbe/Stade
Flag	Germany
VAT status	EU-VAT paid
Material	GRP
Rig	Sloop
Cabins	3
Berths	6

Dimensions & Material

LOA	11.35 m
LWL	10.05 m
Beam	3.75 m
Draft	1.95 m
Displacement	7.2 t
Sail area	73 m ²
Engine	YANMAR 3JH5E
Power	40 PS/29 KW
Drive	Saildrive with folding propeller
Fresh water	325 L
Fuel	100 L
Holding tank	30 L

Key Facts

- Three cabins, two heads.
- Large folding swim platform.
- Retractable bow thruster.
- Mahogany interior.
- T-shaped performance keel approx. 2,10 m.
- Large B&G navigation package.
- VAT can be reclaimed.
- Selftacking jib.

Description

Fast, safe and comfortable cruising yacht in modern design by judel/vrolijk [&] co. For a yacht of "only" 12,40 m length the Hanse 415 offers a large measure of living space on deck as well as in the generous interior. Large cockpit with two helm stations and free access aft to the folding swim platform. Three spacious cabins, a friendly, bright dinette and an unusually large galley can accommodate up to six people. Lots of light and air below decks through numerous deck hatches, portholes and hull windows. A modern hull, efficient appendices and a powerful sail plan offer outstanding performance and fun on the water. A self-tacking jib and a clever, ergonomic deck layout make the Hanse 415 an easy to handle yacht for a small crew. This Hanse 415 is a young and fully equipped charter yacht. She has been continuously maintained by a professional charter base and is in surprisingly good technical and optical condition. Extensive specification incl. retractable bow thruster, large BROOKS [&] GATEHOUSE navigation package, complete safety equipment etc.

Rig/Sails

- Deck stepped, 9/10 fractional SELDEN mast
- 2 sets of aft swept spreaders
- Adjustable backstay 1:32
- Genoa furler FURLEX 304s
- SELDEN rod kicker
- Full battened Mainsail ELVSTRÖM Dacron approx. 52 m² on SELDEN MDS slides
- Selftacking jib ELVSTRÖM Dacron approx. 34 m² with UV-protection
- Gennaker gear
- Lazy jacks and lazy bag

Deck

- Spacious cockpit with two helm stations and free access aft to the folding swim platform
- Black GRP steering wheels
- Teak deck in cockpit and on swim platform
- Large folding cockpit table with teak wings and stainless steel console for chart plotter
- Teak rubbing strake on hull sides
- Electric anchor windlass below decks
- Large, self-draining anchor locker
- Mooring gear: DELTA-anchor 16 kg with 30 m anchor chain 8 mm
- Genoa winches LEWMAR 50 ST EVO
- Halyard winches LEWMAR 45 ST EVO
- Sprayhood with stainless steel frame and opening center window
- Stern shower hot/cold
- Railing gates to starboard and port
- Spring cleats

Layout/Interior

- Hanse 415 in 3 cabin layout with two heads compartments and mahogany interior
- Spacious saloon with U-shaped dinette and folding saloon table to starboard
- Two single settees and chart table to port (the chart table can be lowered and converted to a sofa)
- L-shaped galley to starboard aft
- Worktop in black CORIAN
- Double sink
- Large electric cool box with two hatches
- Gas stove (2 burners and oven)
- Owner's cabin forward with double berth and lockers
- Forward heads compartment to starboard
- Two symmetrical aft cabins with double berth and locker
- Second heads to port aft with separate shower

Technical Equipment

- VOLVO PENTA D2-40 4 cylinder inboard diesel 38 hp/28 KW
- Saildrive and 2 bladed folding propeller
- Retractable bowthruster QUICK with separate battery
- 230 V shore power connection with 230 V sockets
- Battery charger 12 V/30 A
- Inverter 12 V/230 V/300 A
- 2 x service battery 12 V/160 Ah (new 2017)
- Starter battery 12 V/90 Ah
- LED interior lighting with Scenario light system
- Diesel heater EBERSPÄCHER D4
- Hot water boiler 22 l
- Holding tank

Navigation/Electronics

- 2 x BROOKS [&] GATEHOUSE Triton display with transducers for log, echosounder and wind
- GPS/Chartplotter B[&]G Zeus² Touch 12" in console on cockpit table
- Autopilot BROOKS [&] GATEHOUSE
- AIS Class B-transponder
- Compass
- VHF B[&]G V50 with additional wireless receiver unit
- Fusion MS- RA205 FM/AM-radio with two speakers in saloon and two cockpit speakers
- Fusion MS-Unidock and MS-NRX200i remote control in cockpit
- TV flatscreen JVC on main bulkhead with separate inverter
- Ship clock, barometer, thermometer/hygrometer

Safety

- Lifteraft 8 pers. in container
- Lifejackets and lifebelts
- Jackstays on deck
- 2 x Lifesling
- Fire extinguisher
- Distress signals
- Manual and electric bilge pump

Accessories

- Stern anchor gear: Plate anchor 20 kg and 35 m lead line 16 mm
- Mooring lines
- Fenders



Brokerage Liability Disclaimer

All information especially regarding the VAT-status of a yacht has been supplied by third parties. It is non-binding and without guarantee, subject to error and alteration. Our brokerage relies exclusively on information supplied by the vendor carefully compiled and checked by us to the best of our knowledge. Hence, a liability for correctness and completeness of provided information cannot be assumed.

IMAGES





IMAGES



IMAGES



IMAGES



IMAGES

