



AMEL 60

Year 2020



DIAMOND Yachts, Yachtzentrum Baltic Bay
Börn 17 | 24235 Laboe

AMEL 60


1.950.000,00 €

EU-VAT paid

Main Info

Model	AMEL 60
Manufacturer	Chantiers AMEL S.A. (FRA)
Designer	AMEL Design Group
Category	Bluewater cruiser
Year	2020
Location	Adria/Kroatien
Flag	Germany
VAT status	EU-VAT paid
Material	GRP
Rig	Sloop with furling mast
Cabins	3
Berths	6

Dimensions & Material

LOA	19.00 m
LWL	16.85 m
Beam	5.35 m
Draft	2.35 m
Displacement	32 t
Sail area	165 m ²
Engine	VOLVO PENTA D4-175
Power	175 PS/129 KW
Drive	Shaft with VARIPROP
Fresh water	700 L
Fuel	900 L
Holding tank	240 L

Key Facts

- Modified transom with steps.
- American Walnut interior.
- Electric furling carbon mast.
- Diesel generator 19 kVA.
- Layout with VIP guest cabin to port.
- Retractable bow and stern thrusters.
- 30 kWh lithium service battery bank.
- Air conditioning and diesel heating.

Description

Luxurious and seaworthy bluewater cruiser from France fully equipped for circumnavigation. A proven concept, the high standard of boatbuilding in the shipyard in La Rochelle and the focus on safety, reliability and comfort make AMEL sailing yachts legendary vessels for long distance cruising, which is why you'll meet them in the most remote areas of the world. Very rigid, torsion-free construction using vinylester resins with laminated bulkheads. Deep, well-protected cockpit with fixed doghouse above the helm station. The AMEL 60 offers plenty of room and living space for up to six passengers in a luxurious, spacious owner's cabin aft across the entire beam of the yacht, two forward guest cabins and three heads compartments. Bright, modern interior and plenty of light and air below decks thanks to numerous large hull and coachhouse windows, portholes and twelve deck hatches. This AMEL 60 is a very special yacht in several regards. Equipped with many clever modifications, a customised interior layout and a special transom ex shipyard, this ship has been perfectly equipped for around-the-world sailing by her experienced and technically skilled owner couple. The AMEL 60's extensive standard specification includes an electric carbon fibre furling mast, retractable bow thruster, lithium battery bank and much more. This yacht is additionally equipped with all the options that make long cruises and extended stays on board comfortable, including a larger diesel generator 19,5 kVa, ...

Rig/Sails

- Deck-stepped, top-rigged, electric carbon fibre furling mast SPARCRAFT
- Three sets of aft-swept spreaders
- Standing rigging in Dyform
- Isolated backstay for SSB
- Aluminium boom SPARCRAFT with hydraulic outhaul painted in black
- RECKMANN electric genoa furling system
- Fixed cutter stay with electric furling system RECKMANN
- Two carbon fibre spinnaker poles (stowed on mast)
- Gennaker/spinnaker gear
- Dyneema/Vectran halyards
- Electric HARKEN mainsheet traveller on aft deck
- Track with traveller for self-tacking jib in front of mast
- Genoa tracks with line-adjustable sheeting cars
- LED deck spotlight on mast
- LED spreader lights
- LED cockpit lighting in boom
- LED 3-colour light and anchor light in mast top
- Two HARKEN Performa 50.2STP halyard winches on mast
- Dinghy crane integrated in main boom
- Furling mainsail NORTH-Sails Endurance Ocean grey approx. 77 m²
- Furling genoa NORTH-Sails Endurance 780 approx. 88 m² with UV-protection
- Furling self-tacking jib NORTH-Sails Endurance 780 approx. 36 m² with vertical battens and UV-protection
- Gennaker NORTH-Sails G2 Runner Stormlight 210 approx. 240 m² (new 2024) on anti-torsion cable
- Code-0 NORTH-Sails Norlam Xi06
- Electric furler for gennaker and Code-0 FACNOR E5

Deck

- Stainless steel bowsprit for gennaker/Code-0 with integrated anchor roller
- Electric anchor windlass with remote control and chain counter in cockpit
- Mooring gear: Stainless steel Ultra-anchor 60 kg and 125 m Cromox stainless steel anchor chain 12 mm
- Second electric anchor windlass with FORTRESS anchor 23 kg, 10 m stainless steel chain lead 10 mm and 60 m anchor line
- Continuous fixed sea railing made of stainless steel tube with railing gates to starboard and port
- Integrated teak seats in pushpit
- Four stainless steel mooring cleats
- Four stainless steel spring cleats
- Two hide-away HARKEN mooring winches on aft deck
- Electric 3-gear genoa winches HARKEN Performa 70.3STECCC
- Electric secondary winches HARKEN 50.3STECCC
- Electric mainsheet winch HARKEN 60.3STECCC
- Large sail locker below foredeck with stowage space for fenders, mooring lines and sails with electric forced ventilation
- Spacious lazarette below aft deck (upgraded from standard version)
- Modified transom ex shipyard with fixed platform, steps and additional mooring cleats
- Electric SIMPSON stainless steel davits
- Hydraulic gangway
- Deep, well-protected cockpit with helm station, carbon fibre steering wheel, large instrument console and pilot seat to port
- Fixed doghouse with windscreen, central opening window, two electric windscreen wipers, two hatches in roof, ceiling lighting and retractable GRP bimini aft
- Aft and side panels for bimini (cockpit tent)
- Swim ladder
- Hot/cold stern shower
- Folding cockpit table in stainless steel and carbon fibre

Interior/Layout

- Exclusive, modern and well finished interior in satin-varnished American walnut with white-covered panels, laminated floorboards and numerous leather applications
- Spacious saloon with L-shaped dinette to port
- Folding saloon table at dinette with additional central bench seat
- Folding, electrically adjustable saloon table at dinette with two additional sliding seats
- Saloon table convertible to an additional berth
- Longitudinal sofa to starboard
- Chart table with swivelling navigator's seat to port aft
- Longitudinal galley in passage to aft cabin on starboard side
 - Worktop in white CORIAN
 - Double sink
 - Oven MIELE with integrated microwave
 - Extractor hood
 - 180 litre refrigerator with 2 drawers
 - Freezer 80 l
 - Additional freezer in saloon
 - Dishwasher MIELE
 - Washer-dryer LG
 - Wine cooler
 - Miele electric induction hob (4 burners and oven)
- Luxurious, spacious owner's cabin in stern with wide island double berth (incl. slatted frame and leecloth), settee and dressing table, safe, ample storage space in lockers, compartments, shelves and below berth which can be folded up by help of gas springs
- Owner's heads compartment with sink, separate shower and electric toilet to port
- VIP guest cabin in foredeck to port with double berth (incl. slatted frames), two lockers, large book shelf, settee, small desk, drawers and storage compartments
- Additional starboard guest cabin in foredeck with double bunk beds (foldable upper bunk) and locker
- Two symmetric heads compartments for guest cabins with sink, separate shower and electric toilet in the foreship
- New multizone mattresses in owner's cabin and VIP guest cabin
- Leecloth below all berths
- OCEANAIR blinds and mosquito screens in deck hatches
- Blinds for hull and coachhouse windows
- LED interior lighting (ceiling spotlights, indirect lighting and reading lamps)
- Indirect LED ambiance lighting

Technical Equipment

- VOLVO PENTA D4-175 4 cylinder turbo diesel 175 hp/129 KW
- Engine hours (as of December 2024): approx. 960 h
- EVC-system (Electronic Vessel Control) with electronic throttle
- Hydraulic transmission
- Shaft system with AQUADRIVE flexible coupling and VARIPROP folding propeller
- Double, switchable diesel filter
- Large, easily accessible, sound-proofed engine compartment
- Retractable bow thruster SIDEPOWER 24 V/16 hp with separate lithium battery (new 2024)
- Retractable stern thruster SIDEPOWER 24 V/13 hp
- SIDEPOWER proportional control for bow and stern thrusters
- DOCKMATE radio remote control for engine and both thrusters
- Sound insulated 4-cylinder diesel generator ONAN 19 kVA with autostart function (operating hours as of december 2024: 552 h)
- 230 V shore power connection with charging cable
- 12 V mains system for engine and generator with two 12 V/55 Ah starter batteries
- 24 V domestic power supply with MASTERVOLT 24 V/150 A alternator and six MASTERVOLT MLI Ultra 24 V/200 Ah lithium service batteries
- 3 x battery charger MASTERVOLT Chargemaster 24 V/100 A
- 3 x inverter MASTERVOLT 24 V/230 V/4.000 W
- SOLBIAN solar panels 24 V/380 pW on doghouse roof
- SOLBIAN solar panels 24 V/1.100 pW on side of front coachhouse roof
- 230 V and 12 V/USB sockets inside boat
- 110 V preparation with second 110 V/50 A shore power connection
- DOMETIC 48.000 BTU air conditioning for saloon and all cabins
- WEBASTO 11 KW diesel heater (hot water system) with four outlets
- Eight electric ventilators in interior
- Watermaker DESSALATOR Dual Voltage 24 V/230 V/240 l/h
- Three electric toilets, each with fresh water flushing and holding tank 80 l with deck connection and sea discharge
- Hot water boiler 50 litres for owner's heads compartment and galley
- Hot water boiler 40 litres for forward heads compartments
- Central grey water tank 60 l
- LED navigation lights
- Underwater lights under stern
- Safe in owner's cabin

Navigation/Electronics

- BROOKS [&] GATEHOUSE Hydra 5000 system
- 4 x B[&]G Triton² instrument display in cockpit above companionway
- Triton² instrument display at chart table
- B[&]G H5000 autopilot with Precision 9 compass
- Second redundant autopilot B[&]G H5000
- 2 x B[&]G 16' Zeus³ Glass Helm display at helm station
- Separate control panel B[&]G CZ2 for Glass Helm displays
- B[&]G 16' Zeus³ multifunction display at chart table
- 9' multifunction display B[&]G Zeus³ in owner's cabin
- 9' multifunction display B[&]G Zeus³ in VIP guest cabin
- Radar antenna B[&]G Halo24 on spreader
- GPS-compass B[&]G HS70
- AIS Class A-transponder FURUNO FA-170
- Forward-facing echo sounder B[&]G ForwardScan
- B[&]G H5000 3D Motion-Sensor
- B[&]G WS700 Wind-Sensor
- Airmar WX120 Weather-Sensor
- Two video cameras on mast top
- Compass
- VHF radio ICOM GM-605 at chart table and second station ICOM HM-229 at helm station
- SSB radio system ICOM GM-800
- Navtex FURUNO NX700
- Satellite communication SAILOR Fleet One
- 49' QLED TV screen Samsung GQ49Q70R in saloon
- Marine audio system FUSION with TEUFEL sound system in saloon and cockpit loudspeakers
- Router World Pepwave WIFI 3G/4G with receiver and amplifier
- Entertainment network with ethernet switch and NVIDIA Shield
- Inbuilt printer

Safety

- Watertight collision bulkhead between sail locker and forward cabin
- The AMEL 60 can be divided into five watertight sections
- VIKING 8-person life raft in container in integrated bracket on pushpit
- JONBUOY
- EPIRB
- Maritime distress signal kit
- Jack stays on deck
- Fire extinguisher
- Fire extinguishing system in engine compartment
- Electric and manual bilge pumps

Accessories

- Dinghy: PISCHEL RIB with console, helm seat and YAMAHA 25 hP outboard engine
- Cockpit cushions
- Sun protection cover for windscreen
- Sun awning for main boom
- Sun protection covers for console, steering wheel, helm seat, companionway, cockpit table and instruments
- Fanatic SUP
- 10 inflatable fenders with compressor
- Mooring lines


Brokerage Liability Disclaimer

All information especially regarding the VAT-status of a yacht has been supplied by third parties. It is non-binding and without guarantee, subject to error and alteration. Our brokerage relies exclusively on information supplied by the vendor carefully compiled and checked by us to the best of our knowledge. Hence, a liability for correctness and completeness of provided information cannot be assumed.

IMAGES



IMAGES



IMAGES



IMAGES





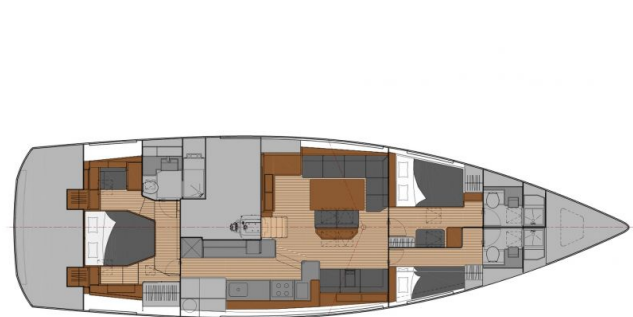
IMAGES



IMAGES



IMAGES



IMAGES

