



NORD WEST 420

Year 2011



DIAMOND Yachts, Yachtzentrum Baltic Bay
Börn 17 | 24235 Laboe

NORD WEST 420



Main Info

Model	Nord West 420
Manufacturer	Nord West Yachts AB (SWE)
Designer	Benny Martinsson
Category	Flybridge cruiser
Year	2011
Location	Deutsche Ostseeküste
Flag	Germany
VAT status	EU-VAT paid
Material	GRP
Cabins	3
Berths	6

Dimensions & Material

LOA	13.50 m
Beam	3.90 m
Draft	1.20 m
Displacement	12 t
Engine	2 x VOLVO PENTA IPS600
Power	2 x 435 PS/320 KW
Drive	IPS
Fresh water	500 L
Fuel	1.200 L
Holding tank	180 L

Key Facts

- Exclusive Scandinavian boatbuilder's quality.
- IPS-drives with three joysticks.
- Dynamic Positioning System.
- Very good condition.
- Excellent performance in rough conditions.
- Spacious flybridge and big swim platform.
- Extensive RAYMARINE-Navigation.
- Diesel generator.

Description

With the Nord West 420, Benny Martinsson developed a highly modern, exclusive flagship for his shipyard Nord West Yachts AB at the end of the 2000s. An efficient yet seaworthy hull with good handling even in rough conditions, the option of installing IPS-drives and a clever layout both on deck and in the interior made the Nord West 420 a bestseller and gained her numerous international prizes and awards. The spacious flybridge, a cosy, well-protected cockpit and the exceptionally large swim platform create an immense amount of space on deck, and in the friendly saloon, three beautiful cabins and two heads compartments with separate showers, the yacht offers an unexpected amount of living space and comfort for up to six passengers. Nevertheless, the Nord West 420 has a manageable size, is only 3.90 m wide and, thanks to the IPS-drives with joystick, can easily be manoeuvred by a small crew even in tight marinas. The traditional boatbuilding quality from the island of Orust in the Swedish Western Archipelago is evident everywhere in the immaculate GRP work, the careful finish of the Khaya-mahogany interior and the high standard of technical installations. This Nord West 420 is an excellently maintained and extensively equipped owner's vessel. In recent years, the yacht has always been in indoor storage at the shipyard in Sweden and has been professionally maintained and technically serviced. There is hardly an option that this yacht does not have: 2 x VOLVO PENTA IPS600 with ...

Deck

- Teak decks on running decks, flybridge, swim platform and in cockpit
- Electric anchor windlass LOFRANS Project 1.000 W with remote control
- Mooring gear: Stainless steel Trefoil anchor 20 kg with 50 m stainless steel anchor chain 8 mm
- Electric stern anchor windlass ENGBO with remote control
- Stern anchor: Stainless steel Trefoil anchor 20 kg with anchor line
- Four solid stainless steel mooring cleats and four spring cleats amidships
- Comfortable cockpit with L-shaped sofa and folding cockpit table in stainless steel and high-gloss varnished teak
- Spacious deck locker with electric opening hatch below cockpit floor
- Cockpit enclosure
- Large flybridge with U-shaped sofa around electrically adjustable table
- Upper helm station with driver's seat and two passenger seats
- Refrigerator and electric grill on flybridge
- Bimini on flybridge (can be extended with side panels to form an enclosed tent)
- Long, spacious swim platform with swim ladder, stern shower hot/cold and snap davits for a dinghy
- Teak outboard bracket
- Stainless steel bow ladder

Technical Equipment

- 2 x VOLVO PENTA IPS600 (engines: 2 x D6-435 6 cylinder commonrail turbo-diesel 435 hp/320 KW) with EVC Electronic Vessel Control and 2 x 7" display
- Engine Hours as of August 2022:
 - Starboard engine: 700 h
 - Port engine: 698 h
- Engine compartment below cockpit floor with electrically opening hatches
- 3 x VOLVO PENTA joystick:
 - At inside steering position
 - On flybridge
 - In cockpit to starboard
- VOLVO PENTA Dynamic Positioning System
- Bow thruster SIDEPOWER
- Hydraulic trim tabs HUMPHREE
- ACP Anti Corrosion Protection
- 230 V shore power with charging cable
- 230 V and 12 V sockets in interior
- Combined battery charger and inverter MASTERVOLT Mass Combi 12 V/230 V/100 A/2.000 W
- Isolation transformer MASTERVOLT Mass GI 3.5
- Soundproof diesel generator MASTERVOLT Whisper 8 kVa
- 2 x starter battery 12 V
- x service battery 12 V
- Diesel heater
- Defroster for windscreen
- Lightning protection

Interior/Layout

- Cosy, comfortable saloon with 360° panorama
- U-shaped sofa to port around folding saloon table
- White leather upholstery in saloon
- Inner helm station to starboard forward with driver/co-driver bench seat and large instrument console
- Longitudinal galley to starboard aft
 - Work top in white CORIAN
 - Double sink
 - Refrigerator
 - Electric cooker with ceramic hob
 - Extractor hood
 - PANASONIC Inverter Combi Microwave/Oven/Grill
- Forward owner's stateroom with queen-size island double berth, lockers, two hull windows and deck hatch
- Owner's heads compartment to starboard with vanity, electric toilet and separate shower
- Port side cabin with double berth, locker and two hull windows
- Starboard guest cabin with double berth, locker and one hull window
- Guest heads compartment to port with washbasin, electric toilet and separate shower
- Carpet throughout the interior
- Exclusive, well finished interior in satin-varnished Khaya-mahogany
- LED interior lighting with dimmer
- Additional Swedish bed mattresses (toppers) on all berths

Navigation/Electronics

- GPS/chartplotter RAYMARINE C120w at lower helm station
- GPS/chartplotter RAYMARINE C120w at upper helm station
- 2 x RAYMARINE ST70 instrument display with transducers for log, echo sounder and wind
- 2 x steering compass
- Autopilot RAYMARINE with 2 x ST70 control unit and course computer with gyro-sensor
- VHF radio RAYMARINE Ray240E with two stations
- RAYMARINE 4 KW open scanner radar antenna
- RAYMARINE rear camera below targa-arch
- Swing-out TV-screen in saloon to starboard with TV antenna
- Marine entertainment system FUSION Apollo with two speakers in saloon and two cockpit speakers
- Clock, barometer, thermometer/hygrometer

Safety

- Automatic fire extinguishing system in engine compartment
- Fire extinguisher
- Remote-controlled searchlight
- Electric horn
- Lifebuoy
- Boat Guard GSM alarm system
- Electric and manual bilge pumps

Accessories

- Sun protection covers for deckhouse windows
- Canvas cover for flybridge
- Crockery, cutlery and glasses for 8 persons
- Fenders
- Mooring lines


Brokerage Liability Disclaimer

All information especially regarding the VAT-status of a yacht has been supplied by third parties. It is non-binding and without guarantee, subject to error and alteration. Our brokerage relies exclusively on information supplied by the vendor carefully compiled and checked by us to the best of our knowledge. Hence, a liability for correctness and completeness of provided information cannot be assumed.


IMAGES



IMAGES



IMAGES



IMAGES



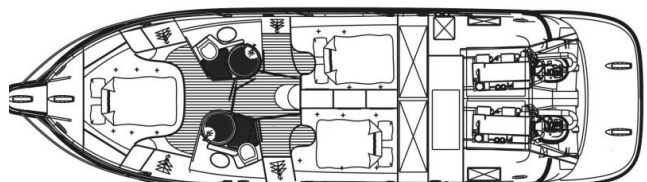
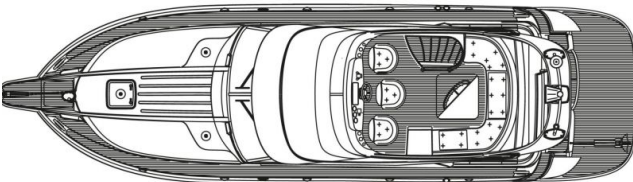
IMAGES



IMAGES



IMAGES



IMAGES

