



HANSE 630E

Year 2009



DIAMOND Yachts, Yachtzentrum Baltic Bay
Börn 17 | 24235 Laboe

HANSE 630E



Boat sold.

Main Info

Model	Hanse 630e
Manufacturer	Hanse yachts AG (GER)
Designer	judel/vrolijk & co.
Category	Performance cruiser
Year	2009
Location	Mittelmeer/Türkei
Flag	Germany
VAT status	EU-VAT paid
Material	GRP
Rig	Sloop with carbon mast
Cabins	3
Berths	6

Dimensions & Material

LOA	19.00 m
LWL	17.10 m
Beam	5.20 m
Draft	2.95 m
Displacement	24 t
Sail area	215 m ²
Engine	YANMAR 4LHA-HTP
Power	160 PS/118 KW
Drive	Shaft with folding propeller
Fresh water	800 L
Fuel	600 L
Holding tank	160 L

Key Facts

- Carbon fiber rig by NORDIC-Mast.
- Engine upgrade YANMAR 160 hp.
- Diesel generator 15 KW.
- Hydraulic gangway.
- 3 cabin layout with forward owner's cabin.
- Interior in American Cherry.
- All winches electric.
- Air conditioning.

Description

The new flagship Hanse 630e paved the way into the 60 foot class for the German yard Hanse yachts AG in the mid-2000s. As a design and technology carrier for the entire model range, the Hanse 630e set standards. State-of-the-art hull design by judel/vrolijk [&] co. a wonderfully clean and uncluttered deck with a huge cockpit and a sleek, elegant coachhouse make the yacht an eye-catcher and give her the flair of a maxi yacht. The solid construction of hull and deck in epoxy, efficient appendices and an extremely powerful sail plan provide performance and fun on the water. Thanks to the self-tacking jib, ergonomic deck layout and the control of all sheets and halyards on winches directly in front of the helm stations, the Hanse 630e can easily and safely be handled by a small crew. Below decks, a luxurious, bright and modern loft-style interior provides ample comfort and living space. This Hanse 630e is a fully equipped first-hand owner's yacht. The carbon fiber rig by NORDIC-Mast and an extensive, high-quality sail wardrobe emphasize the sporty character of the yacht. Easy handling thanks to electric winches, electric genoa furler, engine upgrade to YANMAR 160 hp and a retractable bowthrustrer. All comfort equipment is on board: Diesel generator, hydraulic gangway, air conditioning, watermaker etc. Interior in American Cherry, owner's cabin with side bed and saloon layout with additional multipurpose utility room aft to port. A useful detail is the large 25 hp RIB tender, which ...

Rig/Sails

- Keel stepped, 9/10 fractional carbon fiber mast by NORDIC-Mast painted white
- 3 sets of aft swept spreaders
- Standing rigging in rod-rig
- White painted carbon fiber Park Avenue boom by NORDIC-Mast
- Hydraulic mast jack
- Central NAVTEC hydraulic panel for the backstay (two cylinders) and boom vang
- HARKEN Switch Track and cars for mainsail
- Lazy jacks
- Additional HARKEN track with ball-bearing slides for trysail on mast
- Spreader lights as deck lighting
- Cockpit lighting in boom
- Electric genoa furler PROFURL with drive below decks
- High load padeye on deck and halyard for staysail
- Full batten mainsail INCIDENCES D4 Membrane Carbon/Vectran double taffetta (new 2012)
- Furling genoa II BEILKEN triradial Dymeema/Spectra with vertical battens and UV-protection
- Self-tacking jib INCIDENCES D4 Membrane Carbon/Vectran double taffetta (new 2012) with UV-protection
- Code-0 BEILKEN with KARVER furler
- Gennaker BEILKEN (colour: red) with snuffer
- Gennaker gear
- Cutter jib
- Trysail
- Storm jib

Deck

- Teak deck on side decks, coachhouse roof, swim platform and in cockpit
- Electric genoa winches LEWMAR 65AEST
- Electric secondary winches LEWMAR 65AEST
- Electro-hydraulic folding swim platform with radio remote control
- Electro-hydraulic BESENZONI gangway with radio remote control
- Large, self-draining anchor locker
- LEWMAR electric windlass below decks
- Manual stainless-steel rocker arm with gas spring (anchor and anchor fitting disappear completely in anchor locker)
- Mooring gear: DELTA-anchor 40 kg with 100 m stainless steel anchor chain 10 mm
- Retractable mooring winch SANGUINETI on foredeck
- Spacious sail locker below foredeck
- Electric deck wash pump in anchor locker
- Integrated rail for self-tacking jib
- Custom steering pedestals with large instrument consoles painted in hull color
- Carbon fiber steering wheels
- Sprayhood (new 2017)
- Bimini (new 2017)
- White painted aluminum antenna mast at stern
- Retractable mooring cleats and spring cleats
- Railing gates to starboard and port
- Two folding cockpit tables in teak and stainless steel

Layout/Interior

- Spacious, bright salon with L-shaped dinette and two arm chairs at saloon table to starboard
- Sofa to port
- Saloon upholstery in beige leather
- Forward facing charttable to port aft
- U-shaped galley to starboard aft
- Worktop in black CORIAN
- Double sink
- Gimballed gas stove (3 burners and oven)
- Electric remote switch for gas valve
- Electric cool box approx. 130 l with two hatches
- Additional refrigerator 80 l
- Bar counter with two bar stools
- Luxurious owner cabin forward with lateral double berth to starboard, sofa and locker to port
- Owner's heads compartment in forepeak with separate shower and electric toilet TECMA
- Two symmetric aft cabins each with two single berths and locker
- Starboard aft heads with separate shower and electric toilet TECMA
- Portaft heads with separate shower and manual marine toilet
- Interior in American Cherry with light floorboards in Maple Style
- Multipurpose utility room to port with sea berth, lockers and washing machine (Layout C5)
- Holding tanks for all three toilets (total capacity: 160 l)

Technical Equipment

- YANMAR 4LHA-HTP 4-cylinder turbo diesel 160 hp/118 KW (engine upgrade)
- Shaft drive with 4-bladed folding propeller Flex-o-Fold
- Diesel tank approx. 600 l (new 2013)
- Retractable bow thruster MAXPOWER VIP 150
- 230 V shore power with 230 V sockets below decks
- Battery charger VICTRON 24 V/100 A
- 4 gel service batteries 12 V/150 Ah (new 2017, total capacity: 24 V/300 Ah)
- Gel starter battery 12 V/80 Ah (new 2016)
- Battery controller PHILIPPI BCM2
- Diesel generator Fischer Panda 15000i 15 KW (new 2015)
- Watermaker Dessalator Duo 24 V/230 V/100 l/h
- Inverter VICTRON 24 V/230 V/3.000 W
- Hot water boiler 40 l
- Washing machine MIELE 230 V
- Air conditioning
- LOPOLIGHT LED navigation lights

Navigation/Electronics

- BROOKS [B&] GATEHOUSE H3000 system
- Transducers for log, echosounder and wind
- 4 x B[&]G 20/20 maxi display in bracket on mast
- 2 x B[&]G 20/20 maxi display in forward cockpit
- 4 x B[&]G GFD multifunction display (3 x on helm station, 1 x on chart table)
- Autopilot B[&]G H3000 ACP2 with Halcyon gyro-sensor
- GPS/chartplotter B[&]G Zeus² 12" on port helm station
- GPS/chartplotter B[&]G Zeus² 12" at chart table
- AIS Class B-transponder NAIS300
- SIMRAD broadband radar antenna on antenna mast at stern
- VHF-radio SIMRAD RS83 Dual
- 2 x VHF-handheld radio ICOM IC-M35
- BOSE sound system with subwoofer and satellites in saloon
- Cockpit speakers
- Ship clock, barometer, thermometer/hygrometer

Safety

- 2 x liferaft 4 pers.
- EPIRP
- JONBUOY rescue module on puspit
- Manual and 2 x electric bilge pumps
- Fire extinguishers

Accessories

- Cockpit cushions
- Sunpad cushions on coachhouse
- Cover for helm stations
- Dinghy (HELIOS HX310 with fixed jockey seat and console) in racks on foredeck
- Outboard engine YAMAHA 25 hp 4-stroke
- Fenders
- Mooring lines



Brokerage Liability Disclaimer

All information especially regarding the VAT-status of a yacht has been supplied by third parties. It is non-binding and without guarantee, subject to error and alteration. Our brokerage relies exclusively on information supplied by the vendor carefully compiled and checked by us to the best of our knowledge. Hence, a liability for correctness and completeness of provided information cannot be assumed.

IMAGES



IMAGES




IMAGES



IMAGES



IMAGES



IMAGES

